

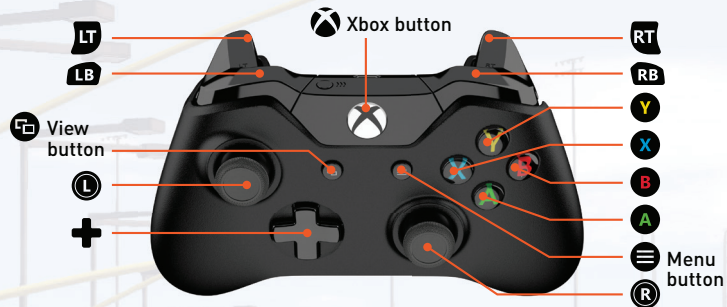


**HEAT**

**EVOLUTION**

**INSTRUCTION MANUAL**

# GAME CONTROLS



## MENU CONTROLS

- Navigate ..... (L) / +
- Select ..... A
- Cancel/Back ..... B

# GAME CONTROLS

---

## BEHIND THE WHEEL

Steer .....	L
Accelerate .....	RT
Brake/Reverse .....	LT
Shift Up (Manual).....	RB
Shift Down (Manual).....	LB
Change Camera.....	X
Toggle Status.....	B
Toggle Mirror.....	Y
Toggle Lap Info .....	A
Pause Game .....	≡

# ***LADIES AND GENTLEMEN...START. YOUR. ENGINES.***

---




Welcome to *NASCAR Heat Evolution*! Choose your favorite drivers—from Dale Earnhardt Jr. to Danica Patrick—and win the NASCAR Sprint Cup Series Championship. Or, if you're up to the test, create your own NASCAR driver and build your own legacy.



## ***GETTING STARTED***

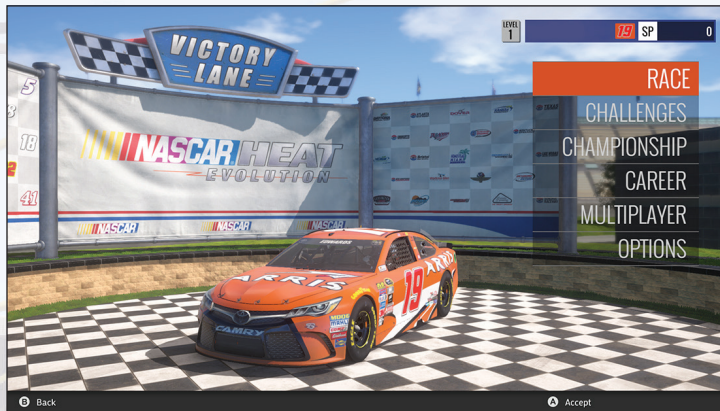
---



Upon launching the game, you'll be asked to pick a driver to represent your player profile. Once you do, you may notice your Level 1 rank and lack of Speed Points (SP). Without SP, you can't level up—and if you don't level up, you can't take on tougher tracks. Luckily, you just need to show solid performance on the track to earn credibility and gain access to more tracks and Challenges. It's a long road to the top, but you've got potential, greenhorn.

Now, get out there and start winning.

# GETTING STARTED



## GAME MODES

### **RACE:**

Pick a driver, pick a track, and go. Each completed race will earn you SP, which, in turn, unlocks a wider track selection.

Adjust AI difficulty, race length, tire and fuel consumption rates, and flag settings by pressing **Y** before choosing a track.

# **GETTING STARTED**

---

## **CHALLENGES:**

Accumulate SP to unlock each of the game's 23 Challenges. Complete these Challenges to unlock Toyota Track Tip videos, which feature real-world drivers discussing the ins and outs of each course. Use this insider knowledge to win the toughest races and best your opponents online.

## **CHAMPIONSHIP:**

Compete in NASCAR Sprint Cup Series seasons of varying length and bring home trophies along the way. With enough experience, you'll be given the chance to compete in Chase and Regulation seasons.

## **CAREER:**

Start small. Dream big. Create a driver in your image (or not), and start building your career.

Your driver starts with a substandard car and zero name recognition. As you start winning races, NASCAR fans will take notice—and so will sponsors. Earn money by completing races and eventually build a garage, hire a team, and upgrade your car.

Keep at it, and you could become the next NASCAR Sprint Cup Series Champion.

## **MULTIPLAYER:**

Experience the greatest thrill of your racing career: online races with up to 40 players, a full field just like in real life! Think you're the best? Here's your chance to prove it.

# GAME SCREEN



## 1. CAR STATUS, TIRE STATUS, AND LAP COUNT

Refer to your Car and Tire statuses to see essential information regarding the health of your car. The Lap Count shows the number of laps you've completed and how many are left in the race. Press **B** to toggle between each display.

## 2. MIRROR

Use the Mirror to watch for approaching cars; check it regularly to keep from falling behind. Press **Y** to turn your rearview Mirror on and off.



# GAME SCREEN



## 3. POSITION

Watch these numbers to see how close you are to the head of the pack.

## 4. SPEED AND RPM GAUGE

View your car's current speed and RPMs.

# A TRUE NASCAR EXPERIENCE



## PIT ROAD

Your car is a workhorse, but don't neglect it.

It should be easy enough to make it through short races without pit stops, but you'll need to keep an eye on your tire pressure, oil temperature, and remaining fuel to make it through 300+ lap endurance races. Press **B** to switch between your Car and Tire statuses, and keep an eye on your car diagram—yellow is bad and red is worse. And if you notice the engine icon appear at the bottom of the screen, your car is nearly toast—head to the pits immediately to get back in the race.

# ***A TRUE NASCAR EXPERIENCE***

---

Plan ahead: even the best drivers can't succeed with a busted car.

## ***CUSTOM SETTINGS***

For the most challenging, white-knuckled NASCAR experience, visit the Game Settings screen in the Options menu and press **X**. Under Advanced Settings, set Physics to "Simulation" and Transmission to "Manual." If you still manage to lead the pack, you should consider a stock car racing career.

*NASCAR Heat Evolution* lets gearheads under the hood of their favorite cars, but without the oil stains. Before a race (and only with Physics set to "Simulation"), press **RB** to choose "Setup: Custom Race," then **A** to open the Garage. Get down to the nitty gritty with over 30 different customization options, from brake bias to gear ratios, and tune your car to perfection.

# ***LEGAL AND RATING***

---

NASCAR® is a trademark of the National Association of Stock Car Auto Racing, Inc. and used under license. All other car, team and driver images, track names, trademarks and other intellectual property are used under license from their respective owner.

© 2016 Dusenberry Martin Racing. Dusenberry Martin Racing is a trademark of DMi, Inc. All rights reserved.

